



Paloma Pendant Small shown in Ivy with Patina Brass (L), also shown in Anthracite with Patina Brass (R)

## PALOMA PENDANT SMALL

Standard Dimensions	<p>Body: 10 3/4" Ø x 18 5/8" H</p> <p>Suspension: Fixed brass rod, 3 ft OAL standard (overall length is measured from ceiling to bottom of the fixture, additional length priced per inch.)</p> <p>Weight : 25 lbs</p>
Materials	Ceramic, glass, brass
Details	<p>Bulbs Included: G9/110V/4.5W/450lm/2700K/dimmable (1)</p> <p>Wiring : Hardwired</p> <p>Dimmable : TRIAC compatible</p> <p>Certifications: UL listed, damp-rated</p> <p>Customizable : Contact for inquiries</p>
Available Finishes	See following page
List Price*	Contact For Price


## STAHL + BAND

---

### Standard Shade Finishes



*Stone*




*Anthracite*



*Hazelnut*



*Ivy*



*Lapis*



*Terrasig*

---

### Metal Hardware Finishes



*Brass*



*Patinated Brass*

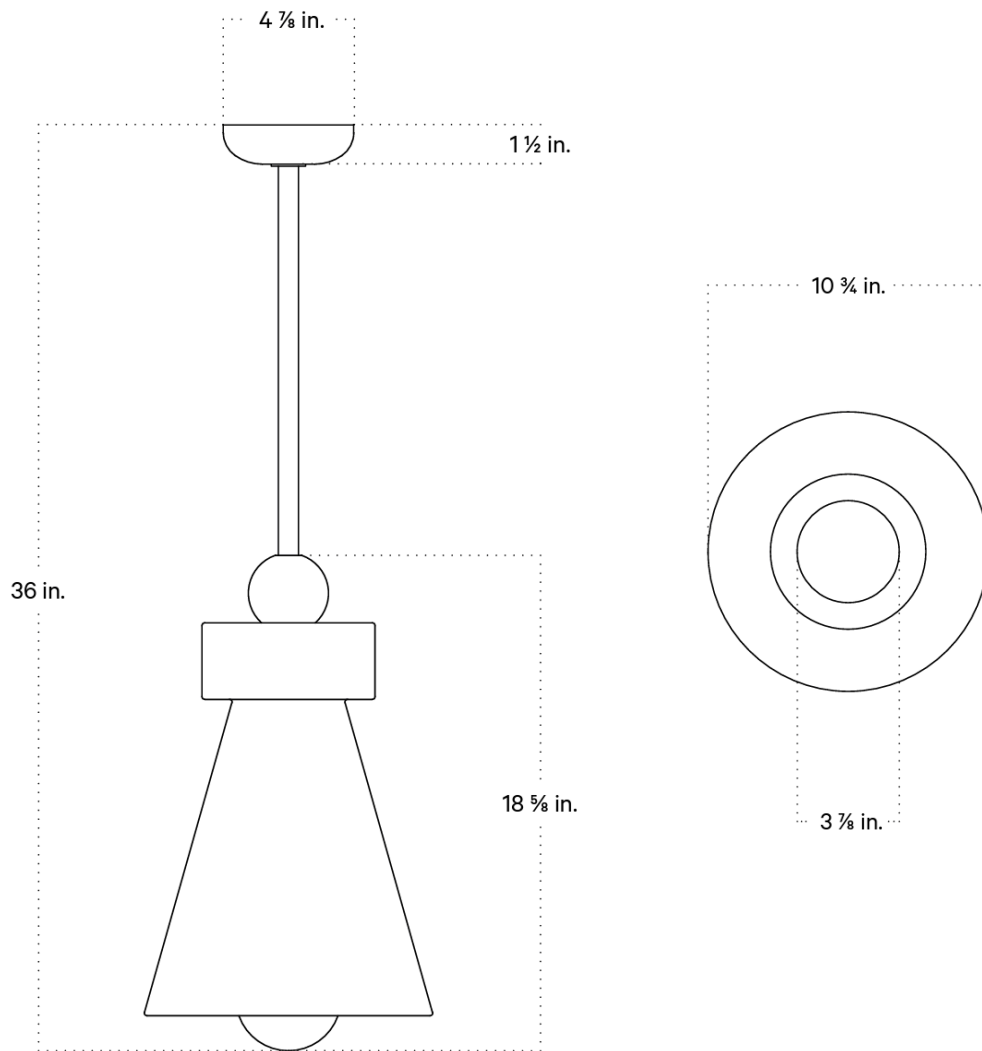
---

### Special Metal Hardware Finishes



*Blackened Brass*

Specification Drawing



## STAHL + BAND

<b>Care Instructions</b>	<p><b>General</b> Never use scouring pads or abrasive cleaning solutions. We recommend using soft microfiber cloths.</p> <p><b>Metal</b> Wipe with a damp or dry microfiber cloth. Please note that our brass is unlacquered, and will darken naturally over time.</p> <p><b>Glass</b> Wipe clear or colored glass with a damp microfiber cloth. For sandblasted or etched glass, use a dry microfiber cloth. Removable glass shades can be washed carefully in a sink using warm or hot water.</p> <p><b>Ceramic</b> Wipe with a damp microfiber cloth. Do not submerge in water.</p>
<b>Note</b>	<p>This fixture has handmade elements and may exhibit variability within the same piece. These variations are inherent in the production process and are not to be considered as defects. We do our best to maintain a consistent product while honoring handmade craftsmanship.</p>
<b>Installation Instructions</b>	<p>Please contact for installation instructions.</p>

*\* List pricing is subject to change and does not include shipping.*



Paloma Pendant Large shown in Anthracite with Blackened Brass

## PALOMA PENDANT LARGE

Standard Dimensions	<p>Body: 10 7/8" Ø x 31 1/8"H</p> <p>Suspension: Fixed brass rod, 3 ft OAL standard (overall length is measured from ceiling to bottom of the fixture, additional length priced per inch.)</p> <p>Weight : 25 lbs</p>
Materials	Ceramic, glass, brass
Details	<p>Bulbs Included: G9/110V/4.5W/450lm/2700K/dimmable (1)</p> <p>Wiring : Hardwired</p> <p>Dimmable : TRIAC compatible</p> <p>Certifications: UL listed, damp-rated</p> <p>Customizable : Contact for inquiries</p>
Available Finishes	See following page
List Price*	Contact For Price

## STAHL + BAND

---

### Standard Shade Finishes



*Stone*



*Anthracite*



*Hazelnut*



*Ivy*



*Lapis*



*Terrasig*

---

### Metal Hardware Finishes



*Brass*



*Patinated Brass*

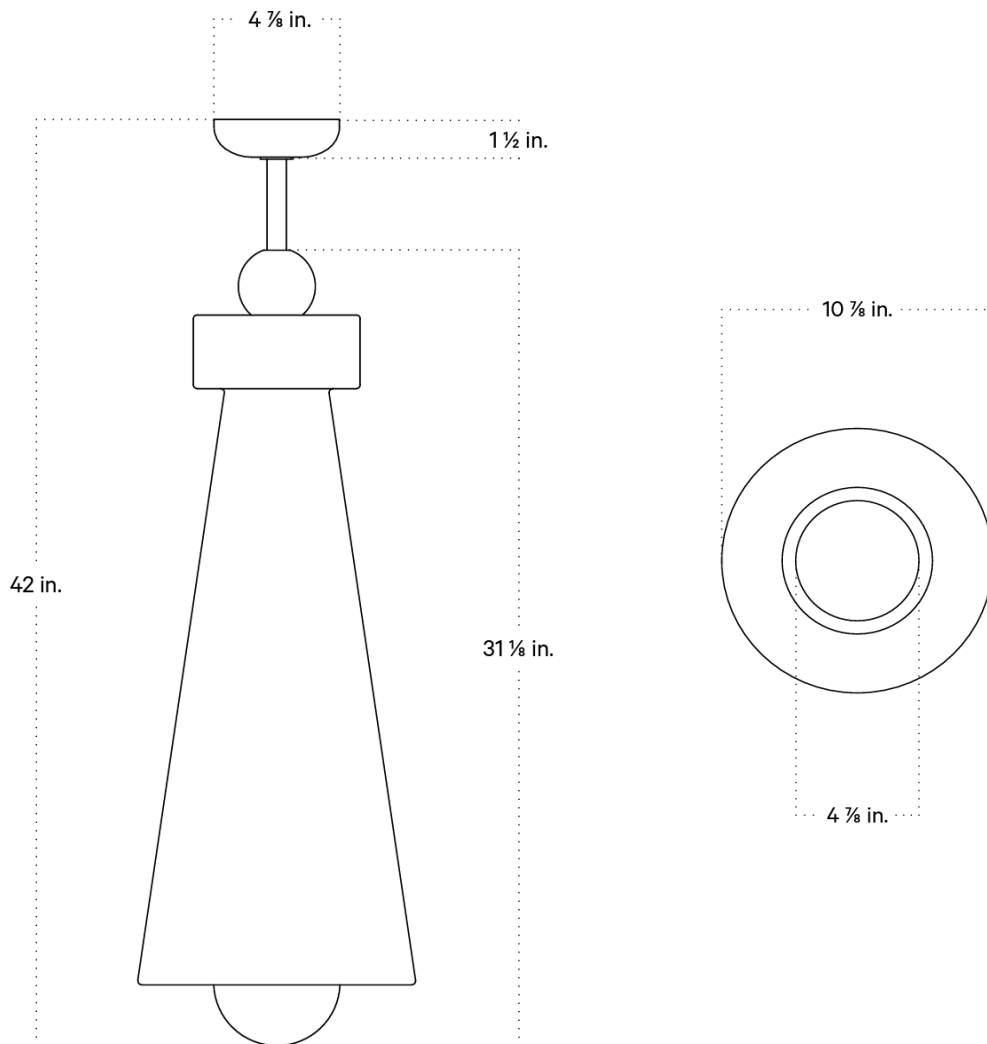
---

### Special Metal Hardware Finishes



*Blackened Brass*

Specification Drawing



## STAHL + BAND

<b>Care Instructions</b>	<p><b>General</b> Never use scouring pads or abrasive cleaning solutions. We recommend using soft microfiber cloths.</p> <p><b>Metal</b> Wipe with a damp or dry microfiber cloth. Please note that our brass is unlacquered, and will darken naturally over time.</p> <p><b>Glass</b> Wipe clear or colored glass with a damp microfiber cloth. For sandblasted or etched glass, use a dry microfiber cloth. Removable glass shades can be washed carefully in a sink using warm or hot water.</p> <p><b>Ceramic</b> Wipe with a damp microfiber cloth. Do not submerge in water.</p>
<b>Note</b>	<p>This fixture has handmade elements and may exhibit variability within the same piece. These variations are inherent in the production process and are not to be considered as defects. We do our best to maintain a consistent product while honoring handmade craftsmanship.</p>
<b>Installation Instructions</b>	<p>Please contact for installation instructions.</p>

*\* List pricing is subject to change and does not include shipping.*