

STAHL+BAND

stahlandband.com

info@stahlandband.com

424.228.4134



Gemma Table Lamp in Opaline with Ink Embellishments in Small (Left) & Lilac with Tobacco Embellishments Medium (Right)

GEMMA TABLE LAMP

Standard Dimensions

Small: 5 3/8 in. Dia x 7 5/8 in. H
Medium: 10 7/8 in. Dia x 15 1/2 in. H
Large: 15 1/8 in. Dia x 20 5/8 in. H
Small: 6 lb
Medium: 20 lb
Large: 35 lb


Materials

Glass, Brass

Details


Bulbs Included:
Integrated LED: 320 lm / 1800 K - 2800 K / 0.3 W - 1.7 W / 80 CRI - 90 CRI / warm on dim (Small)
1x E26 / 120 V / 6.0 W / 480 lm / 2000 K - 2800 K / warm on dim (Medium & Large)
Max Wattage: 10W
Certification : UL Listed, Damp Rated.

Available Finishes



Opaline Pistachio Lilac Tobacco Poppy

Embellishments Finishes



Amber Pistachio Ink Poppy Lilac Opaline

Hardware Finishes



Brass Patina Brass Blackened Brass Pewter

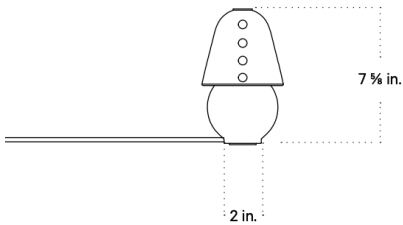
STAHL+BAND

stahlandband.com
info@stahlandband.com
424.228.4134

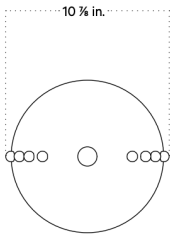
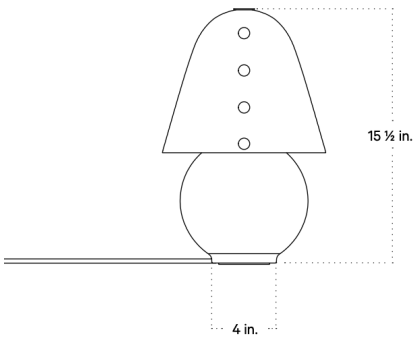
List Price * Price Upon Request

Specification Drawing

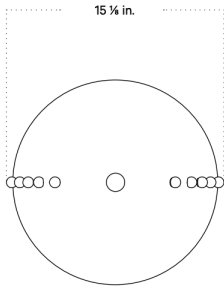
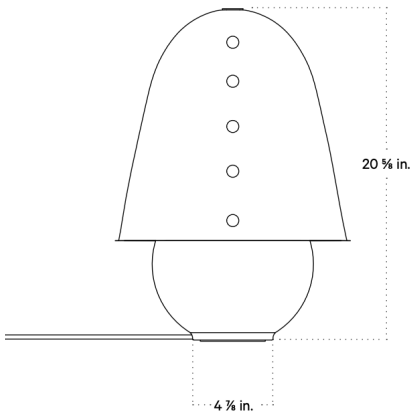
Gemma Table Lamp (Small)



Gemma Table Lamp (Medium)




Gemma Table Lamp (Large)




Finish Options


Hand-blown Glass




Opaline
Opaline Embellishments




Opaline
Pistachio Embellishments




Opaline
Amber Embellishments




Pistachio
Pistachio Embellishments




Lilac
Amber Embellishments




Lilac
Poppy Embellishments




Lilac
Pistachio Embellishments




Tobacco
Pistachio Embellishments



Tobacco
Ink Embellishments




Poppy
Poppy Embellishments




Poppy
Ink Embellishments


Brass




Brass



Patina Brass



Blackened Brass



Pewter

Notes (Small)

- 1. To turn fixture on and off, press down on brass knob. Turn knob counter clockwise to dim. This fixture includes memory functions and will remain at the current brightness once turned off.
- 2. This fixture has handmade elements and may exhibit variability within the same piece. These variations are inherent in the production process and are not to be considered as defects.
- 3. Dimensions may vary within one inch.
- 4. This fixture comes with a 10- foot black nylon cord.

Notes (Medium & Large)

- 1. This fixture has handmade elements and may exhibit variability within the same piece. These variations are inherent in the production process and are not to be considered as defects.
- 2. Dimensions may vary within one inch.
- 3. This fixture comes with a 16-foot chocolate brown fabric cord. The dimmer switch is our black painted metal finish and is located 8 feet from the plug

Care Instructions

Never use scouring pads or abrasive cleaning solutions. If it comes in a bottle, its bad for your fixture. Instead, we recommend using soft microfiber cloths, which are gentler on our products and the planet.

Never use scouring pads or abrasive cleaning solutions. If it comes in a bottle, its bad for your fixture. Instead, we recommend using soft microfiber cloths, which are gentler on our products and the planet. For Metal: Wipe with a damp or dry microfiber cloth. Please note that our brass is unlacquered, and will darken naturally over time. For Glass: Wipe clear or colored glass with a damp microfiber cloth. For sandblasted or etched glass, use a dry microfiber cloth. Removable glass shades can be washed carefully in a sink using warm or hot water. For Ceramic: Wipe with a damp microfiber cloth. Do not submerge in water.