











*Ellipse Swivel Lounge Chair shown in White Powder Coated Frame and Iroko.*

# ELLIPSE SWIVEL LOUNGE CHAIR

Standard Dimensions	Overall: 30 3/4" W x 28" D x 28" H Seat Height: 15"	
COM	5 yards	<small>* Minimum 54" plain goods, non-repeating pattern. * COL pricing please inquire.</small>
Available Wood Finishes	<div><div> <small>T1 Iroko</small></div><div> <small>T1 White Oak</small></div><div> <small>T2 Lemon Walnut</small></div></div>	<small>* Additional S+B Wood Finishes available upon request. ** Refer to S+B Material Guide for additional Finishes.</small>
Available Powder Coating	<div><div> <small>White</small></div><div> <small>Black</small></div><div> <small>Ox Blood</small></div><div> <small>Green</small></div><div> <small>Char Brown</small></div></div>	
List Price *	Tier 1 – \$7,800 Tier 2 – \$7,850	

\* List pricing is subject to change and does not include shipping.

Specification Drawing

