









Ellipse Swivel Lounge Chair shown in White Powder Coated Frame and Iroko.

ELLIPSE SWIVEL LOUNGE CHAIR

Standard Dimensions	Overall: 30 3/4” W x 28” D x 28” H Seat Height: 15”				
COM	5 yards				
Available Wood Finishes	<div><div></div><div>T1 Iroko</div></div> <div><div>* Minimum 54” plain goods, non-repeating pattern. * COL pricing please inquire.</div><div>* Additional S+B Wood Finishes available upon request. ** Refer to S+B Material Guide for additional Finishes.</div></div>				
Available Powder Coating	<div><div></div><div></div><div></div><div></div><div></div></div> <div><div>White</div><div>Black</div><div>Ox Blood</div><div>Green</div><div>Char Brown</div></div>				
List Price *	Tier 1 – \$7,500				
	* List pricing is subject to change and does not include shipping.				

Specification Drawing

