






Flute Wall Light.

FLUTE WALL LIGHT by Anchor

Standard Dimensions	3.5” W x 4.3 D x 8.6” H	Dimensions representations are approximate and subject to change in the making process.
Details	<p>Wall Mount: <i>Integrated, powder coated aluminium mounting system.</i></p> <p>Light source: <i>Gu10 LED Bulb Max 9W - Bulb not supplied.</i></p> <p>Lamp holder: <i>Gu10</i></p> <p>Lumens / Colour temperature: <i>Bulb dependent</i></p> <p>Primary voltage: <i>240V AC</i></p> <p>IP Rating: <i>IP20</i></p>	<p><i>* Hardwired lamps must be installed by a professional.</i></p> <p><i>* UL, damp and wet certification available upon request.</i></p> <p><i>*US Compatible.</i></p>
Materials	Wheel thrown ceramic	
Available Glaze Finishes	<div></div> <p><i>Speckled White Gloss Off White Matt Natural Matt Dark grey Satin Charcoal Satin</i></p>	<p>Color representations are approximate and subject to change in the making process.</p>
List Price *	Starting at \$1,075	<p><i>* List pricing is subject to change and does not include shipping.</i></p>