


STAHL+BAND

stahlandband.com
info@stahlandband.com
424.228.4134



Luca Wall Sconce Artist Edition 1 in Anthracite & Patina Brass.

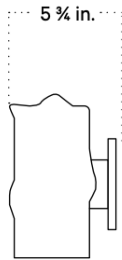
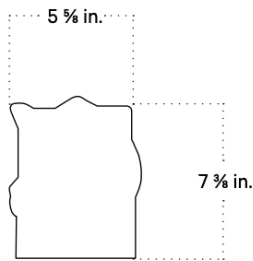
LUCA WALL SCONCE (Artist Edition)

Standard Dimensions	5 5/8 in. W x 5 3/4 in. D x 7 3/8 in. H Weight : 4 lb
Materials	Ceramic, Brass.
Details	Bulbs Included: 2x E12 / 120 V / 4.0 W / 220 lm / 2200 K - 3000 K / warm on dim Max Wattage: 20 W Certification : UL Listed, Damp Rated
Available Shade Finishes	<div><div> Anthracite</div><div> Stone</div><div> Chestnut</div><div> Ivy</div><div> Lapis</div><div> Terrasig</div></div>
Available Hardware Finishes	<div><div> Brass</div><div> Patina Brass</div><div> Blackened Brass</div><div> Pewter</div></div>
List Price *	Price Upon Request

STAHL+BAND

stahlandband.com
info@stahlandband.com
424.228.4134

Specification Drawing



Care Instructions

Never use scouring pads or abrasive cleaning solutions. If it comes in a bottle, its bad for your fixture. Instead, we recommend using soft microfiber cloths, which are gentler on our products and the planet. For Metal: Wipe with a damp or dry microfiber cloth. Please note that our brass is unlaquered, and will darken naturally over time. For Glass: Wipe clear or colored glass with a damp microfiber cloth. For sandblasted or etched glass, use a dry microfiber cloth. Removable glass shades can be washed carefully in a sink using warm or hot water. For Ceramic: Wipe with a damp microfiber cloth. Do not submerge in water.

Notes

- 1. The canopy is 4 inches square and covers a standard junction box. We recommend notifying a professional drywall finisher of the tight tolerance for proper installation.
- 2. This fixture has handmade elements and may exhibit variability within the same piece. These variations are inherent in the production process and are not to be considered as defects.
- 3. Dimensions may vary within one inch.