







Sunny Side Up Coffee Table in Walnut, rough finish (L) and smooth finish (R), designed by Veermakers.

SUNNY SIDE UP COFFEE TABLE

Standard Dimensions	Medium: 59" L x 37 4/5" D x 11 4/5" H Large: 67 3/4" L x 43 1/3" D x 11 4/5" H		
Materials	Wood		
Available Finishes	<div><div><p>Mahogany Smooth or Rough</p></div><div><p>Oak Smooth or Rough</p></div><div><p>Walnut Smooth or Rough</p></div><div><p>Mappa Burl Smooth or Rough</p></div></div> <div>Mahogany Premium with a clear satin hard wax oil Walnut Premium with a clear satin hard wax oil Oak Premium with a clear satin hard wax oil Mappa Burl Premium with a clear satin hard wax oil</div>		
List Price *	Medium: Starting at \$39,975 Large: Starting at \$48,850		
Care Instructions	Wood		

Remove any dust with a dry cloth. If necessary, dampen the cloth slightly and wipe the surface. In some cases, a gentle cleaning may be needed; if so, use a mild soap diluted with water. Never wipe the surface with ammonia or alkaline detergents that could dissolve or damage it. Wipe off any liquid immediately; left for too long, coffee, wine, and similar liquids can cause permanent stains.

Do not place metal items directly on the furniture. Ideally, do not place the furniture in direct light, as light from strong light sources and sunshine may affect the color and brightness of the wood surface. Vary the location of any items placed on the furniture to avoid permanent color and light changes to the wood surface where no daylight has reached.

Do not place close to heating elements or in premises subject to substantial changes in heat and moisture. As wood is a living material that adapts to the environment, this could cause it to swell, shrink or crack.