

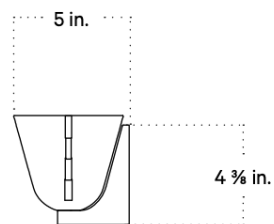
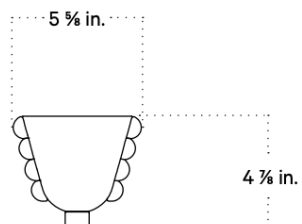
Calla Sconce Medium hoven in Tobacco with Ink Embellishments (Left) & Opaline Small with Tobacco Embellishments (Right).

CALLA SCONCE

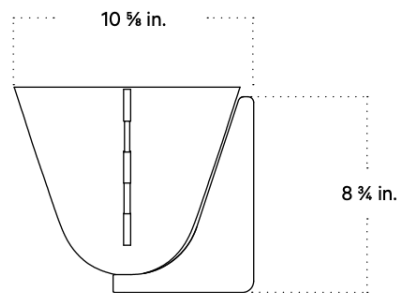
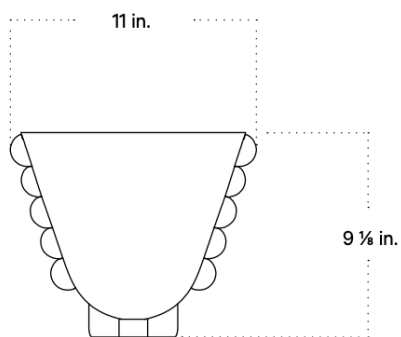
Standard Dimensions	5 5/8 in. W x 5 in. D x 4 3/4 in. H (Small) 11 in. W x 10 5/8 in. D x 9 1/8 in. H (Medium) Weight : 5 lb (Small) 16 lb (Medium)
Materials	Glass, Brass
Details	Bulbs Included: 1x G9 / 120 V / 4.5 W / 450 lm / 2700 K / dimmable (Small) 1x G9 / 120 V / 7.0 W / 700 lm / 2700 K / dimmable (Medium) Max Wattage: 10W Certification : UL Listed, Damp Rated.
Available Glass Finishes	<div><div>Opaline</div><div>Pistachio</div><div>Lilac</div><div>Tobacco</div><div>Poppy</div></div>
Embellishments Finishes	<div><div>Amber</div><div>Pistachio</div><div>Ink</div><div>Poppy</div><div>Opaline</div></div>
Hardware Finishes	<div><div>Brass</div><div>Patina Brass</div><div>Blackened Brass</div><div>Pewter</div></div>
List Price *	Price Upon Request

Specification Drawing

Calla Sconce Small



Calla Sconce Medium



STAHL+BAND

stahlandband.com
info@stahlandband.com
424.228.4134

Finish Options



Opaline
Opaline Embellishments




Opaline
Pistachio Embellishments



Opaline
Amber Embellishments



Pistachio
Pistachio Embellishments



Lilac
Amber Embellishments



Lilac
Poppy Embellishments



Lilac
Pistachio Embellishments



Tobacco
Pistachio Embellishments



Tobacco
Ink Embellishments



Poppy
Poppy Embellishments



Poppy
Ink Embellishments

Brass



Brass



Patina Brass



Blackened Brass



Pewter

Notes

1. This fixture has handmade elements and may exhibit variability within the same piece. These variations are inherent in the production process and are not to be considered as defects.
2. Dimensions may vary within one inch.
3. This fixture has a mud ring for a trimless installation over a standard junction box. Please note a professional drywall finisher will be required.

Care Instructions

Never use scouring pads or abrasive cleaning solutions. If it comes in a bottle, its bad for your fixture. Instead, we recommend using soft microfiber cloths, which are gentler on our products and the planet. For Metal: Wipe with a damp or dry microfiber cloth. Please note that our brass is unlacquered, and will darken naturally over time. For Glass: Wipe clear or colored glass with a damp microfiber cloth. For sandblasted or etched glass, use a dry microfiber cloth. Removable glass shades can be washed carefully in a sink using warm or hot water. For Ceramic: Wipe with a damp microfiber cloth. Do not submerge in water.