

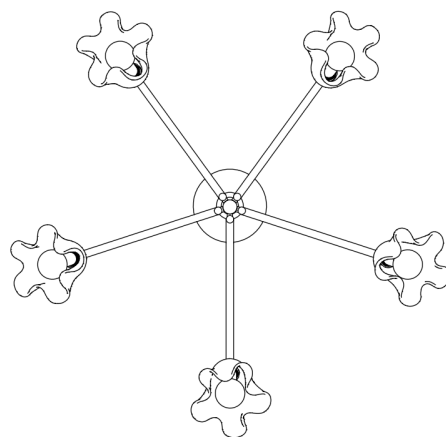
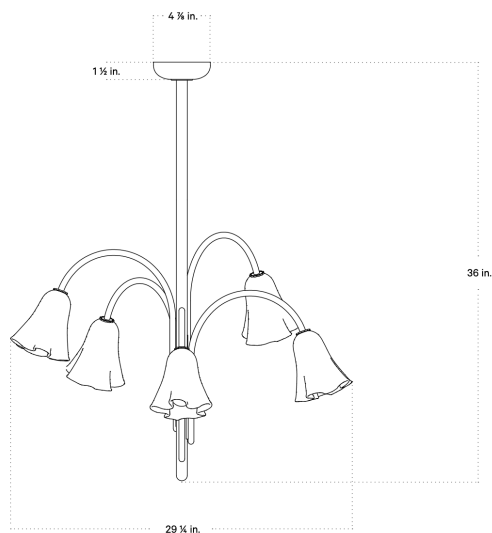


Flora Chandelier (7 Stem) in Poppy (Left) & Sandblasted Amber (Right)

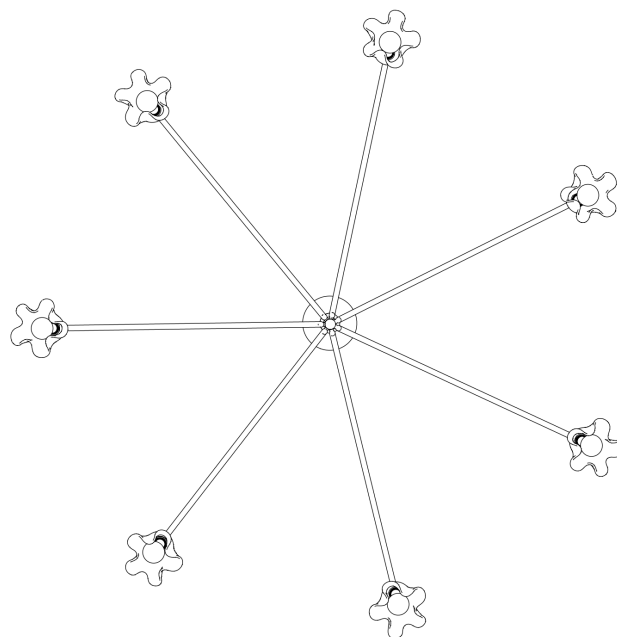
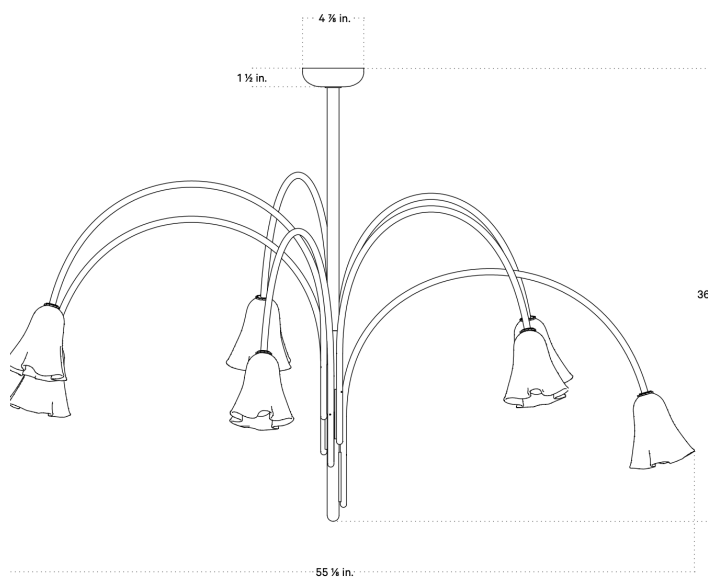
FLORA CHANDELIER

Standard Dimensions	5 Stem: 29 ¼ in. Diameter x 36 in. H / Customizable Drop Length 7 Stem: 55 ⅞ in. W x 36 in. H / Customizable Drop Length Weight : 5 Stem: 32 lb 7 Stem: 45 lb
Materials	Glass, Brass
Details	Bulbs Included: 5-8x E12 / 120 V / 4.0 W / 220 lm / 2200 K - 3000 K / warm on dim Max Wattage: 5 Stem: 50 W 7 Stem: 70 W Certification : UL Listed, Damp Rated. Suspension : Fixed Brass Rod.
Available Glass Finishes	<div><div>Opaline</div><div>Pistachio</div><div>Lilac</div><div>Tobacco</div><div>Poppy</div><div>Sandblasted Amber</div></div>
Embellishments Finishes	<div><div>Amber</div><div>Pistachio</div><div>Ink</div><div>Poppy</div><div>Lilac</div></div>
Hardware Finishes	<div><div>Brass</div><div>Patina Brass</div><div>Blackened Brass</div><div>Pewter</div></div>
List Price *	Price Upon Request

## Flora Chandelier 5 Stem



## Flora Chandelier 7 Stem



# STAHL+BAND

stahlandband.com  
info@stahlandband.com  
424.228.4134

## Finish Options



Opaline



Pistachio



Lilac



Tobacco



Poppy



Sandblasted Amber

## Brass



Brass



Patina Brass



Blackened Brass



Pewter

## Notes

1. This fixture has a fixed brass rod that is not adjustable. Please specify the overall length (OAL) when placing your order. OAL is measured from the ceiling to the bottom of a fixture and includes the shades.
2. 3-foot OAL is included in the price of this fixture. Additional length is priced per inch.
3. The minimum OAL for this fixture is 30" (5 Stem) and 36" (7 Stem) , and the maximum with no seam is 88 inches. With an additional stem the maximum OAL is 160 inches with the seam at 86.5 inches.
4. This pendant can be customized for installation on a sloped ceiling.
5. This fixture has handmade elements and may exhibit variability within the same piece. These variations are inherent in the production process and are not to be considered as defects.
6. Dimensions may vary within one inch

## Care Instructions

Never use scouring pads or abrasive cleaning solutions. If it comes in a bottle, its bad for your fixture. Instead, we recommend using soft microfiber cloths, which are gentler on our products and the planet. For Metal: Wipe with a damp or dry microfiber cloth. Please note that our brass is unlaquered, and will darken naturally over time. For Glass: Wipe clear or colored glass with a damp microfiber cloth. For sandblasted or etched glass, use a dry microfiber cloth. Removable glass shades can be washed carefully in a sink using warm or hot water. For Ceramic: Wipe with a damp microfiber cloth. Do not submerge in water.