









STAHL+BAND

stahlandband.com
info@stahlandband.com
424.228.4134



Simon Surface Mount in Ivy.

SIMON SURFACE MOUNT

Standard Dimensions	Small: 11 in. Dia x 9 1/4 in. D Large: 14 in. Dia x 10 7/8 in. D Weight: Small: 22 lb Large: 30 lb
Materials	Ceramic, Glass, Brass
Details	Bulbs Included: Small: 1x G9 / 110 V / 4.5 W / 450 lm / 2700 K / dimmable Large: 1x G9 / 110 V / 6 W / 600 lm / 2700 K / dimmable Max Wattage: 10W Certification : <i>UL Listed, Damp Rated.</i>
Available Shade Finishes	<div></div> <div>Anthracite Stone Chestnut Ivy Lapis Terrasig</div>
Available Hardware Finishes	<div></div> <div>Brass Patina Brass Blackened Brass</div>
List Price *	Price Upon Request

STAHL+BAND

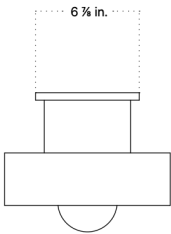
stahlandband.com

info@stahlandband.com

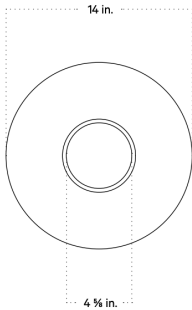
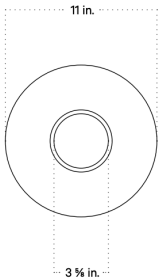
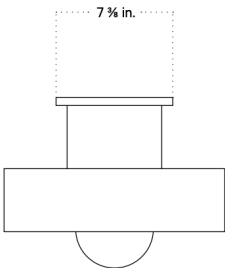
424.228.4134

Specification Drawing

Small



Large



Care Instructions

Never use scouring pads or abrasive cleaning solutions. If it comes in a bottle, its bad for your fixture. Instead, we recommend using soft microfiber cloths, which are gentler on our products and the planet. For Metal: Wipe with a damp or dry microfiber cloth. Please note that our brass is unlacquered, and will darken naturally over time. For Glass: Wipe clear or colored glass with a damp microfiber cloth. For sandblasted or etched glass, use a dry microfiber cloth. Removable glass shades can be washed carefully in a sink using warm or hot water. For Ceramic: Wipe with a damp microfiber cloth. Do not submerge in water.

Notes

1. This fixture can be installed on a wall or ceiling
2. This fixture has handmade elements and may exhibit variability within the same piece. These variations are inherent in the production process and are not to be considered as defects.
3. Dimensions may vary within one inch