

STAHL+BAND

stahlandband.com









info@stahlandband.com

424.228.4134



Up Down Sconce Brass in Pewter (Left) & Patinated Brass (Right)

UP DOWN SCONCE BRASS

Standard Dimensions	4 7/8 in. W x 9 3/4 in. H x 4 5/8 in. D Weight : 1.5 lb
Materials	Brass
Details	Bulbs Included: 2x E12 / 120 V / 4.0 W / 220 lm / 2200 K - 3000 K / warm on dim Max Wattage: 20W Certification : UL Listed, Damp Rated Wiring: 1)Hardwire, 2)Hardwire, left dimmer switch, 3)Hardwire, right dimmer switch.
Available Shade Finishes	 <i>Brass</i>  <i>Patina Brass</i>  <i>Blackened Brass</i>  <i>Pewter</i>
Available Hardware Finishes	 <i>Brass</i>  <i>Patina Brass</i>  <i>Blackened Brass</i>  <i>Pewter</i>
List Price *	<i>Price Upon Request</i>

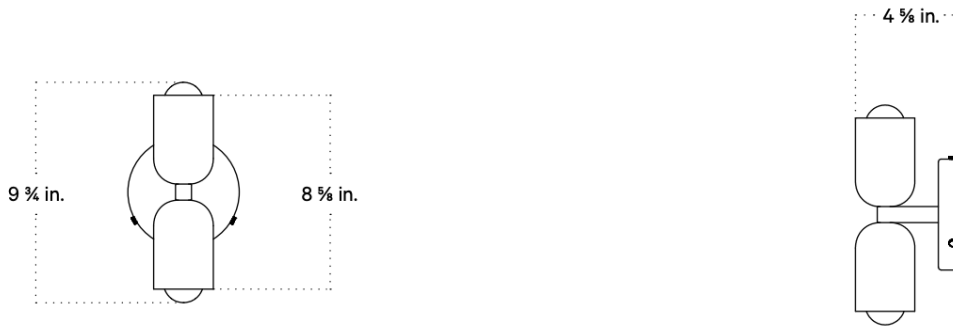
STAHL+BAND

stahlandband.com

info@stahlandband.com

424.228.4134

Specification Drawing



Care Instructions

Never use scouring pads or abrasive cleaning solutions. If it comes in a bottle, its bad for your fixture. Instead, we recommend using soft microfiber cloths, which are gentler on our products and the planet. For Metal: Wipe with a damp or dry microfiber cloth. Please note that our brass is unlaquered, and will darken naturally over time. For Glass: Wipe clear or colored glass with a damp microfiber cloth. For sandblasted or etched glass, use a dry microfiber cloth. Removable glass shades can be washed carefully in a sink using warm or hot water. For Ceramic: Wipe with a damp microfiber cloth. Do not submerge in water.

Notes

1. This fixture may be installed horizontally if desired (hardwire version without a dimmer switch only).