

















# STAHL+BAND

stahlandband.com  
info@stahlandband.com  
424.228.4134



Verso Surface Mount Medium shown in Plum Glass & Blackened Brass.

## VERSO SURFACE MOUNT

Standard Dimensions	Small: 5 1/4 in. W × 14 in. H × 3 in. D Medium: 5 1/4 in. W × 24 in. H × 3 in. D Weight : Small: 8 lb   Medium: 15 lb
Materials	Glass, Steel.
Details	Bulbs Included : <i>Small: Integrated LED: 2,025 lm / 2700 K / 19 W / 92+ CRI</i> <i>Medium: Integrated LED: 3,713 lm / 2700 K / 42 W / 92+ CRI</i> Max Wattage: Small: 25 W   Medium: 45 W Dimmer: <i>TRIAC, ELV or 0–10 V (Hardwire)</i> Certifications : <i>UL Listed, ETL Listed, Damp Rated, ADA Compliant</i>
Available Glass Finish	<div><div> <i>Almond</i></div><div> <i>Cherry</i></div><div> <i>Olive</i></div><div> <i>Pecan</i></div><div> <i>Cirrus</i></div><div> <i>Moss</i></div><div> <i>Plum</i></div><div> <i>Umber</i></div><div> <i>Garnet</i></div><div> <i>Marigold</i></div><div> <i>Vellum</i></div><div> <i>Zinnia</i></div></div>
Available Steel Finishes	<div><div> <i>Brass</i></div><div> <i>Blackened Brass</i></div><div> <i>Patinated Brass</i></div><div> <i>Pewter</i></div></div>
List Price *	Starting at: \$3,000

*\* List pricing is subject to change and does not include shipping.*

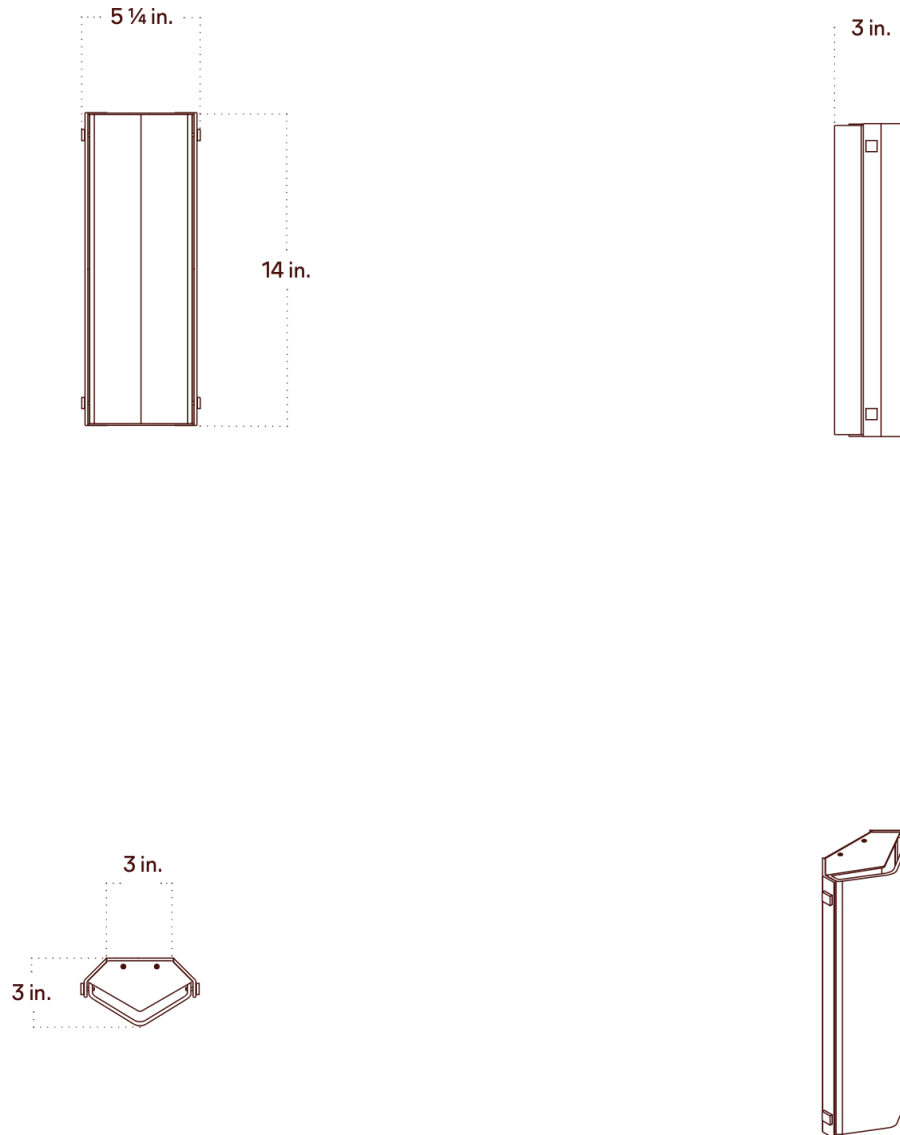
# STAHL+BAND

stahlandband.com

info@stahlandband.com

424.228.4134

## Specification Drawing - Hardwire SMALL



## Notes Hardwire

1. This fixture can be installed on a wall or ceiling.
2. This fixture can be installed vertically or horizontally.
3. Designed for installation with a standard one-gang out-let box. Canopy mounting is located at the center of the fixture. Additional anchor holes are available for added support.
4. This fixture has handmade elements and may exhibit variability within the same piece. These variations are inherent in the production process and are not to be considered as defects. We do our best to maintain a consistent product while honoring handmade crafts- manship.
5. Dimensions may vary within half an inch.
6. The LED lifetime is 50,000 hours.
7. The driver is included within the fixture.
8. This fixture is designed so the LED board can be replaced when it reaches its lifetime.
9. This fixture meets the requirements of the Americans with Disabilities Act (ADA) of 1990.

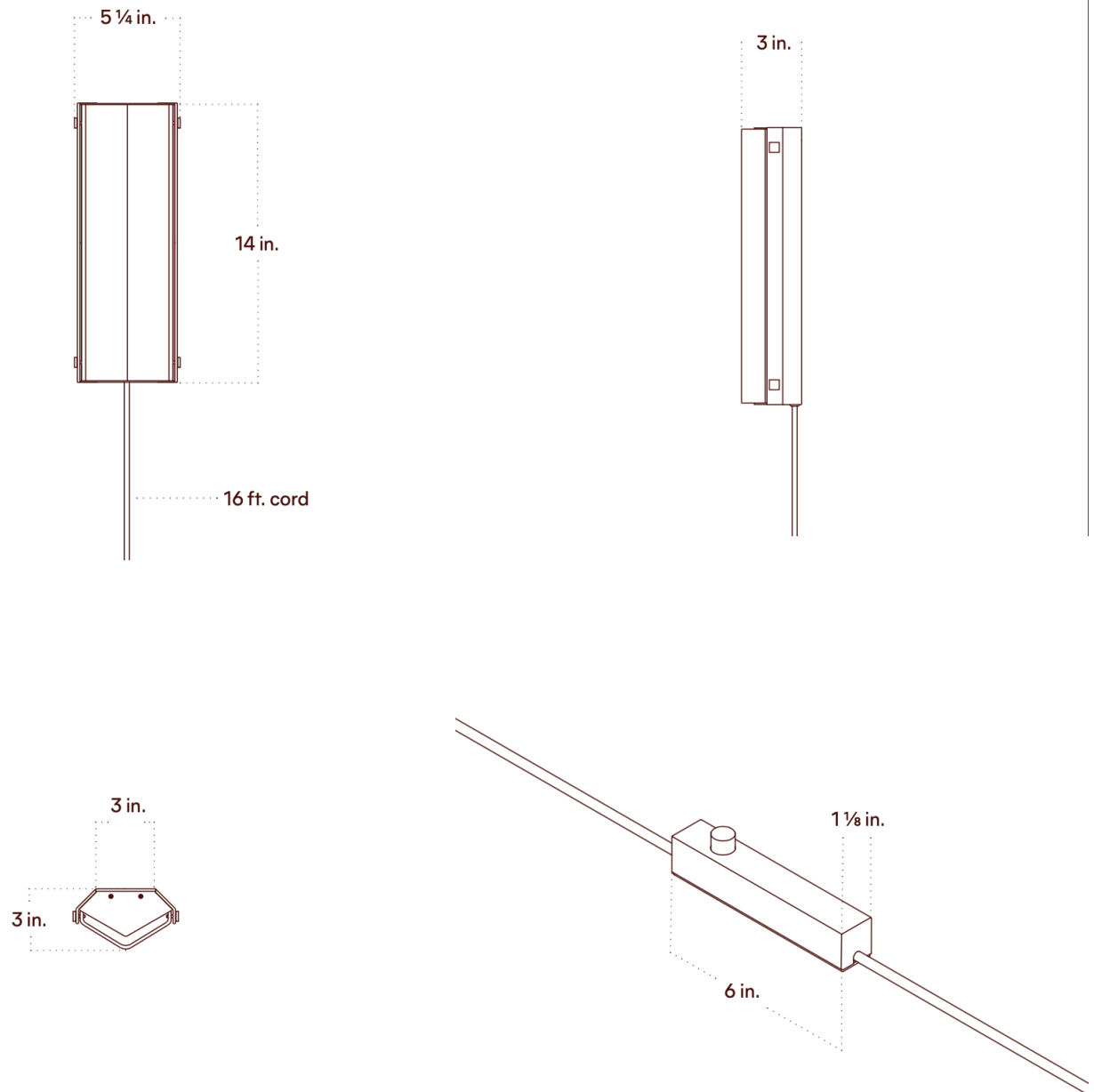
# STAHL+BAND

stahlandband.com

info@stahlandband.com

424.228.4134

## Specification Drawing - Plug In SMALL



### Notes Plug In

1. This fixture is installed vertically.
2. Designed for installation with a standard one-gang out-let box. Canopy mounting is located at the center of the fixture. Additional anchor holes are available for added support.
3. This fixture comes with a 16-foot chocolate brown fabric cord. The dimmer switch is our black painted metal finish and is located 8 feet from the plug.
4. This fixture has handmade elements and may exhibit variability within the same piece. These variations are inherent in the production process and are not to be considered as defects. We do our best to maintain a consistent product while honoring handmade craftsmanship.
5. Dimensions may vary within half an inch.
6. The LED lifetime is 50,000 hours.
7. The driver is included within the fixture.
8. This fixture is designed so the LED board can be replaced when it reaches its lifetime.

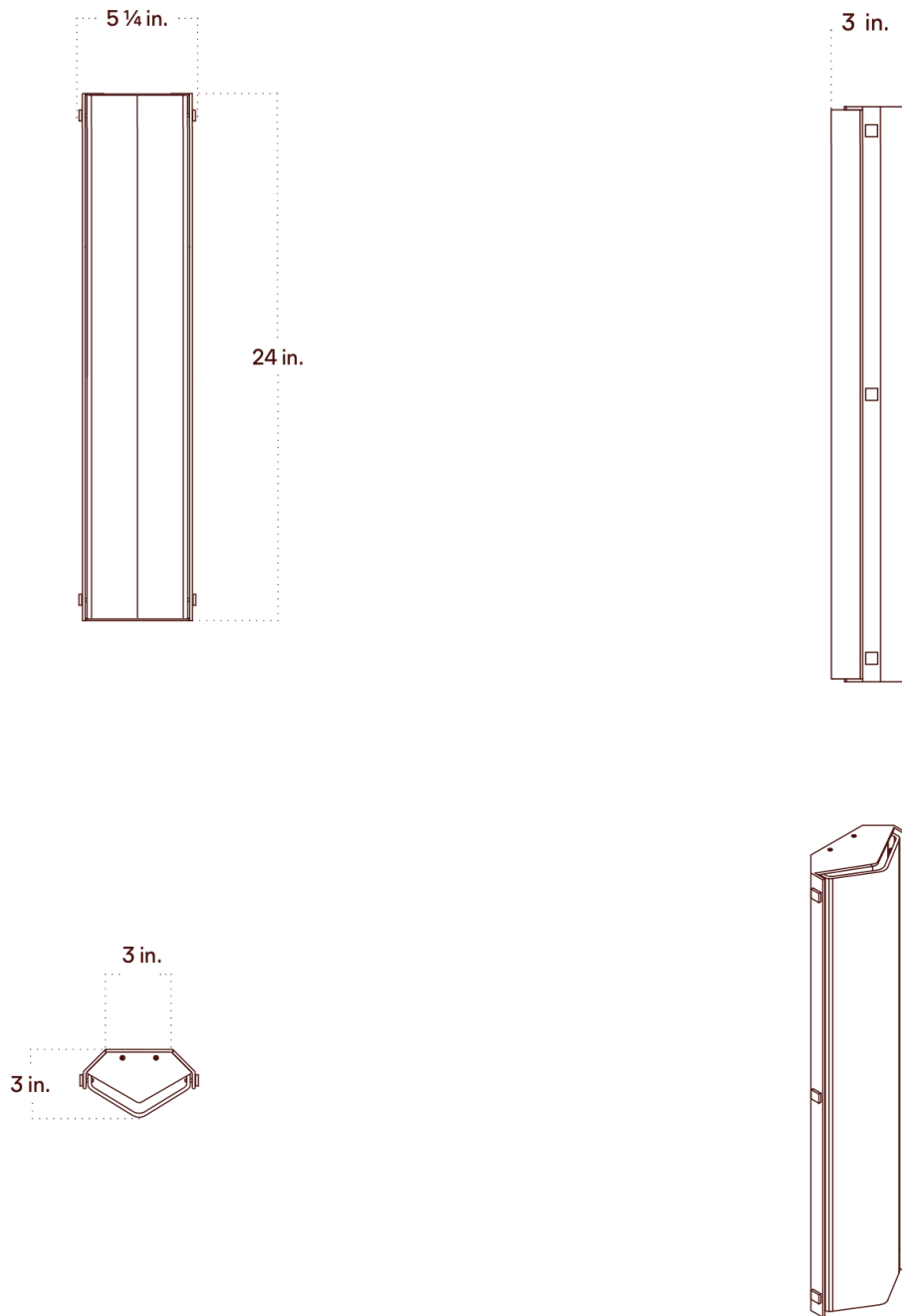
# STAHL+BAND

stahlandband.com

info@stahlandband.com

424.228.4134

## Specification Drawing - Hardwire MEDIUM



### Notes Hardwire

1. This fixture can be installed on a wall or ceiling.
2. Designed for installation with a standard one-gang out-let box. Canopy mounting is located at the center of the fixture. Additional anchor holes are available for added support.
3. This fixture has handmade elements and may exhibit variability within the same piece. These variations are inherent in the production process and are not to be considered as defects. We do our best to maintain a consistent product while honoring handmade crafts- manship.
4. Dimensions may vary within half an inch.
5. The LED lifetime is 50,000 hours.
6. The driver is included within the fixture.
7. This fixture is designed so the LED board can be replaced when it reaches its lifetime.
8. This fixture meets the requirements of the Americans with Disabilities Act (ADA) of 1990.

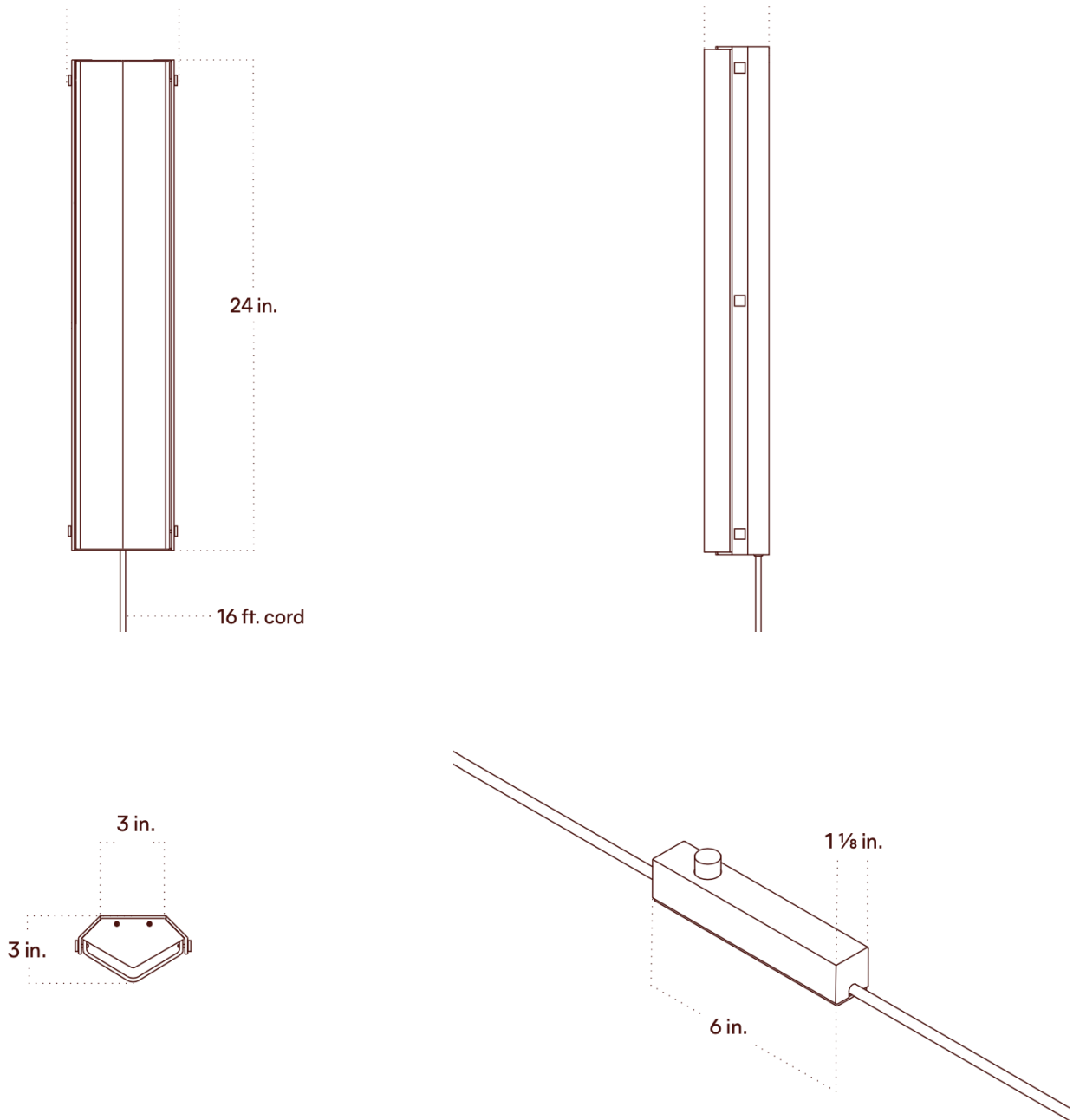
# STAHL+BAND

stahlandband.com

info@stahlandband.com

424.228.4134

## Specification Drawing - Plug In MEDIUM



## Notes Plug In

1. This fixture is installed vertically.
2. Designed for installation with a standard one-gang out-let box. Canopy mounting is located at the center of the fixture. Additional anchor holes are available for added support.
3. This fixture comes with a 16-foot chocolate brown fab-ric cord. The dimmer switch is our black painted metal finish and is located 8 feet from the plug
4. This fixture has handmade elements and may exhibit variability within the same piece. These variations are inherent in the production process and are not to be considered as defects. We do our best to maintain a consistent product while honoring handmade crafts- manship.
5. Dimensions may vary within half an inch.
6. The LED lifetime is 50,000 hours.
7. The driver is included within the fixture.
8. This fixture is designed so the LED board can be replaced when it reaches its lifetime.